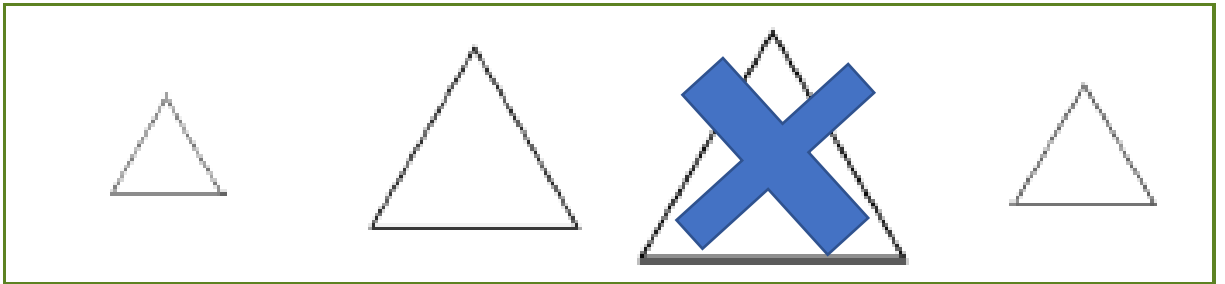
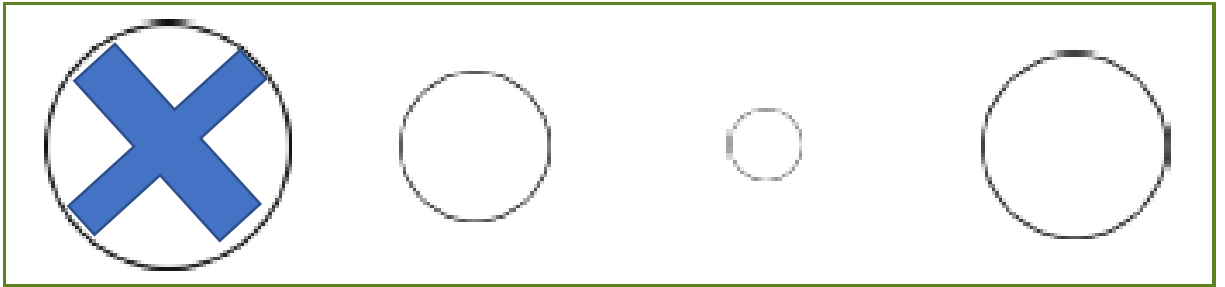


Corrigé

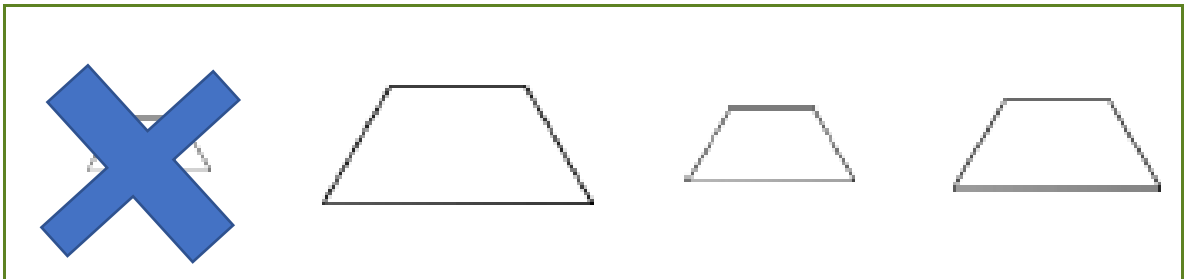
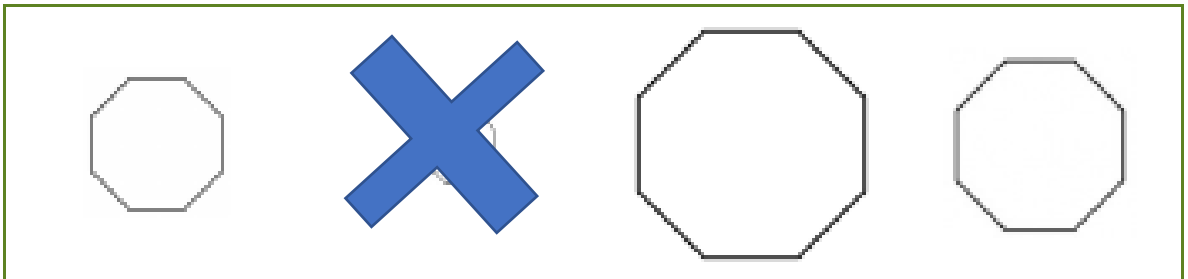


Grade1

June 8


Find the biggest shape in each row and color it.





Find the smallest shape in each row and color it.





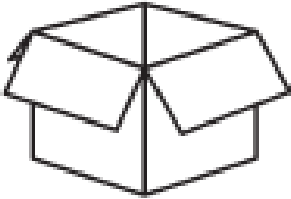




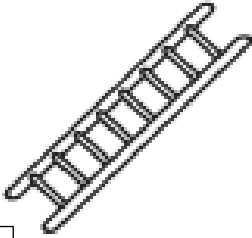

Little



Big



Instructions: Have students cut out the pictures and paste the things that are little in the *Little* box and the things that are big in the *Big* box. Have them explain how they determined each object in the picture to be little or big.

| | | |
|--|--|---|
|  <p>__ion</p> |  <p><input type="text" value="L"/>eg</p> |  <p>__ox</p> |
|  <p><input type="text" value="L"/>ips</p> |  <p>__at</p> |  <p><input type="text" value="L"/>ock</p> |
|  <p>__ig</p> |  <p><input type="text" value="L"/>adder</p> |  <p><input type="text" value="L"/>og</p> |

Instructions: Have students look at the pictures and name each object. Then have them write the letter / on the blank under the pictures of objects whose name begins with the // sound.

① The cat is orange.



② The car is blue.



③ The bird is yellow.



④ The house is red.



Instructions: Read the sentences aloud with students. Have students underline the noun in each sentence and draw a picture in the box that matches the sentence.