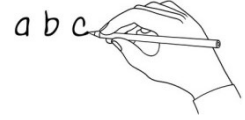










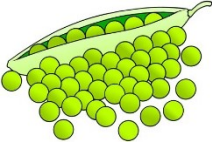



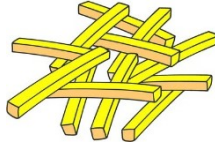

Restaurant menu

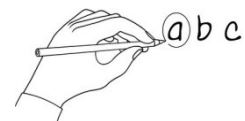


1. What's the word?

Write the word under the pictures.

fish	chips	peas	vegetables	rice	meatballs
fruit	cake	ice cream	strawberry	orange juice	milkshake

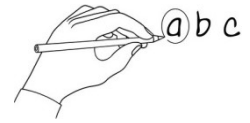
					
	fish				
					



2. Choose the answer!

Read the restaurant menu on the next page and circle the correct answer.

- The vegetable curry is with _____. **chips** / rice / peas
- The _____ are with spaghetti and tomato sauce. **pizzas** / chips / meatballs
- You can have fruit salad for _____. **dessert** / a meal / a drink
- There is vanilla or _____ ice cream. **strawberry** / chocolate / banana
- You can have orange _____ to drink. **ice cream** / milkshake / juice
- There is _____ or chocolate milkshake. **strawberry** / banana / vanilla



3. Read and circle!

Read the restaurant menu and circle the examples of the top tips.

Top tips for writing restaurant menus!

1. Choose a name for your restaurant.
2. Write the meals, desserts and drinks.
3. Write a price for each item on the menu.

The Sunny Restaurant

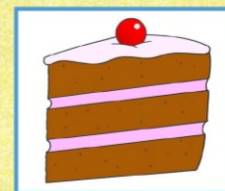
Meals

- Fish and chips with peas £6.00
Vegetable curry with rice £4.50
Cheese and tomato pizza with salad £5.00
Meatballs, spaghetti and tomato sauce £5.50



Desserts

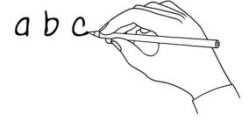
- Fruit salad £3.00
Chocolate cake £2.00
Ice cream (vanilla or strawberry) £2.50



Drinks

- Water £1.00
Orange juice £1.50
Lemonade / Cola £1.50
Milkshake (banana or chocolate) £2.00





4. Practise writing!

Now write your own menu! Choose a name for your restaurant. Write the meals, desserts and drinks on your menu. Write the prices. Draw some pictures to decorate your menu.

Meals

Desserts

Drinks