


Name _____

Book Title: _____



I Can Be • Level C • 1



Sentence:

A large rectangular box with a blue border, intended for students to write a sentence. The box is currently empty.

Skill: Visualize

Instructions: Have students write the book title on the line above. Then, have them draw a picture about something they can imagine in their mind and pretend to be. Have students copy the sentence: I can be a _____. from the board and use what they know about sounds to add a word or words that describes their picture.

Name _____

Real

Make-Believe

I Can Be • Level C • 2




Skill: Reality and Fantasy


Instructions: Point out the words *Real* and *Make-Believe* at the top of the two columns. Have students cut out the pictures and paste them in the appropriate column.


Name _____

c f l m s t

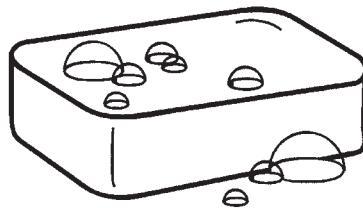
I Can Be • Level C • 3














Skill: Initial Consonant Ss

Instructions: Say the letters and their corresponding sounds in the box at the top of the page. Name each picture with students. Have students write the beginning sound of each word, choosing from the consonants at the top of the page.

Name _____



as

be

can

like

many

me



Instructions: Have students trace the letters to make the words. Then, have them cut the word cards out and use them as flashcards. Have them ask a friend to read the words. Then, have each student read the words to a friend.