





Name _____

Main Idea

Nine can be shown in many ways.




Nine • Level aa • 1

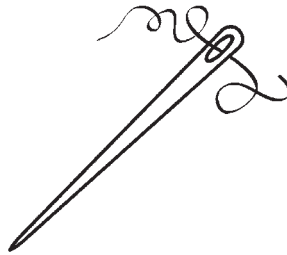

Skill: Main Idea and Details

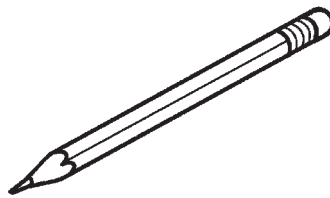
Instructions: Read the main idea to students. Have them record the details from the story by drawing a picture in each barn and labeling it with the correct noun.

Name _____



Nn





Instructions: Identify the pictures in each row with students. Have students color all of the pictures that start with the /n/ sound. Then, have them write the upper- and lowercase *Nn* on the line under the pictures whose names begin with the /n/ sound. Finally, have students draw a picture of something that begins with the letter *Nn* in the bottom box.

Name _____

flower _____



apple _____



boy _____



Instructions: Have students write the plural form of each word in the blank by adding the letter *s*. In the box, have students draw a picture that represents the plural noun.